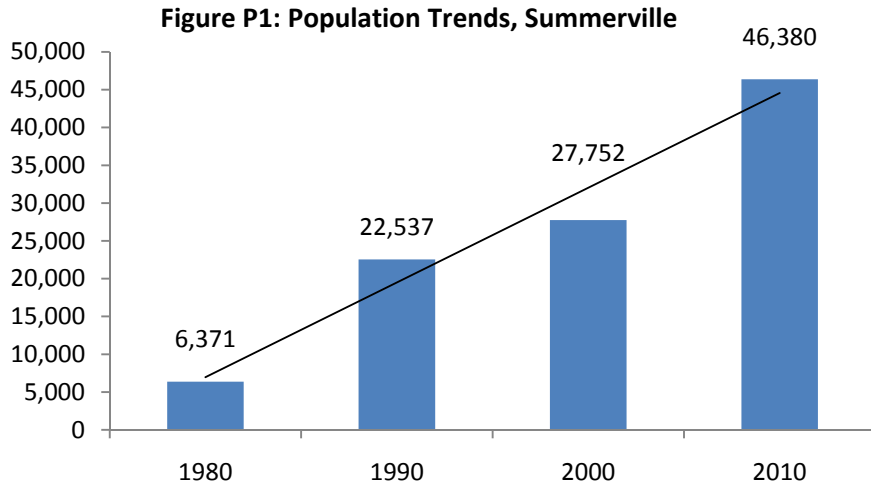


Population Element

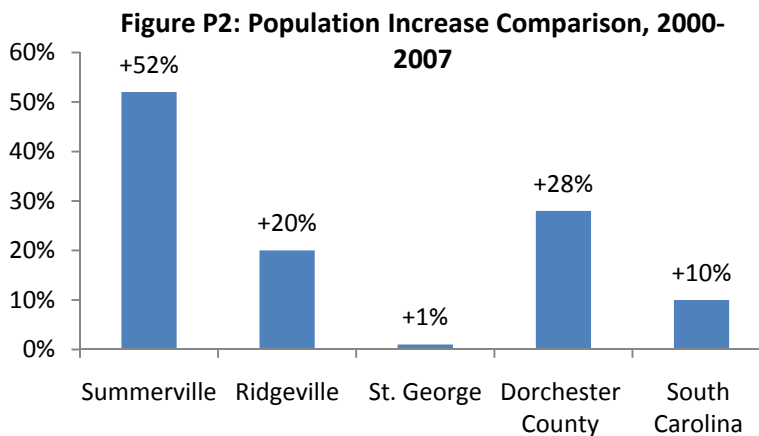
Population Trends and Projections

The Town of Summerville has experienced an increased rate of growth over the last two decades. Figure P1 identifies an increase in population and includes a projected population for the year 2010. The Town experienced dramatic growth in the 1980's, a 254% increase between 1980 and 1990. Although that dramatic population increase has slowed, the Town's population continues to grow rapidly, increasing a projected 67% between 2000 and 2010.



Source: 1980, 1990, & 2000 US Census
Please Note: 2010 population projection based on BCD COG Traffic Analysis Zone Projections

In the past decade, Dorchester County has grown faster by rate of population increase than any other county in the state. Between 2000 and 2007, Summerville's population increased by 52%. This increase is significant when compared to other municipalities in Dorchester County and population growth for unincorporated Dorchester County. The trend of steady growth, however, is common among them all, as identified in Figure P2.



Source 2000 US Census
& 2007 US Census Population Estimates

Population growth in Summerville can be attributed to a combination of the annexation of formally unincorporated land and successive residential development within the expanding Town limits. This trend is

visually expressed in Figures P3 and P4. In 2006, 30% of the County's total construction took place in Summerville.

Figure P3: Land Area Growth in Square Miles, Summerville 1990-2008

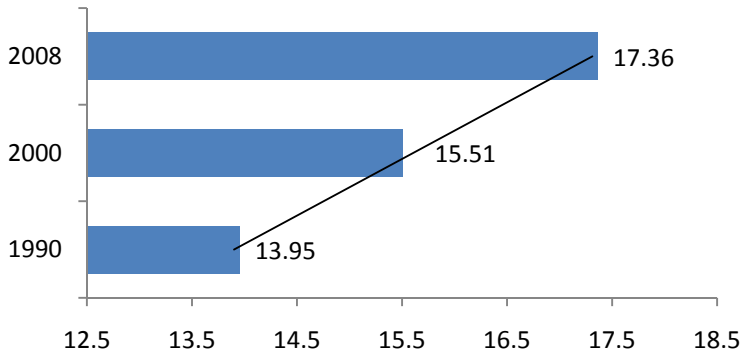
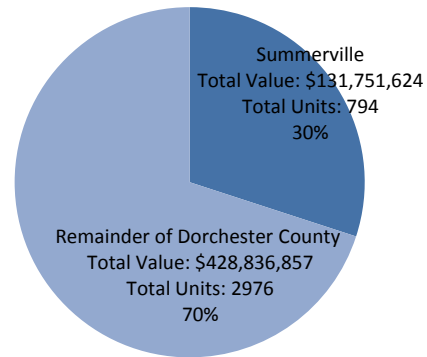


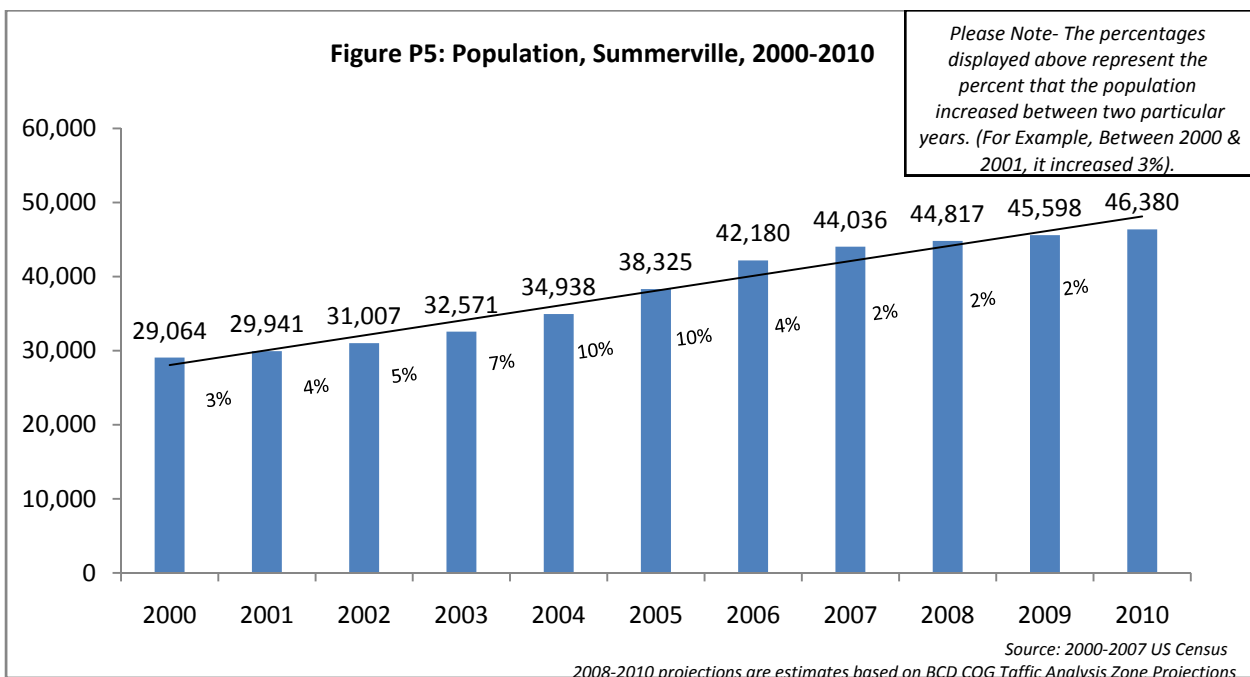
Figure P4: Total Construction, 2006



Source: Town of Summerville Source: Building Permit Records Compiled by BCD COG

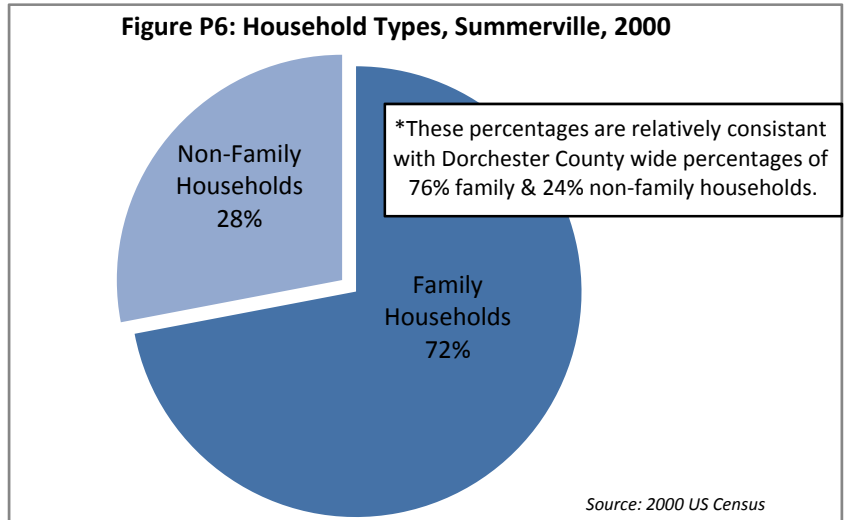
Figure P5 illustrates the year by year population estimates for Summerville between 2000 and 2007. The population projections for the years 2008-2010 were estimated using traffic analysis of the Summerville area in combination with data regarding planned and approved residential development in the town. Based on growth and market trends in the region, it is projected that Summerville will continue to sustain steady growth, yet at a slower rate than was previously seen.

Figure P5: Population, Summerville, 2000-2010



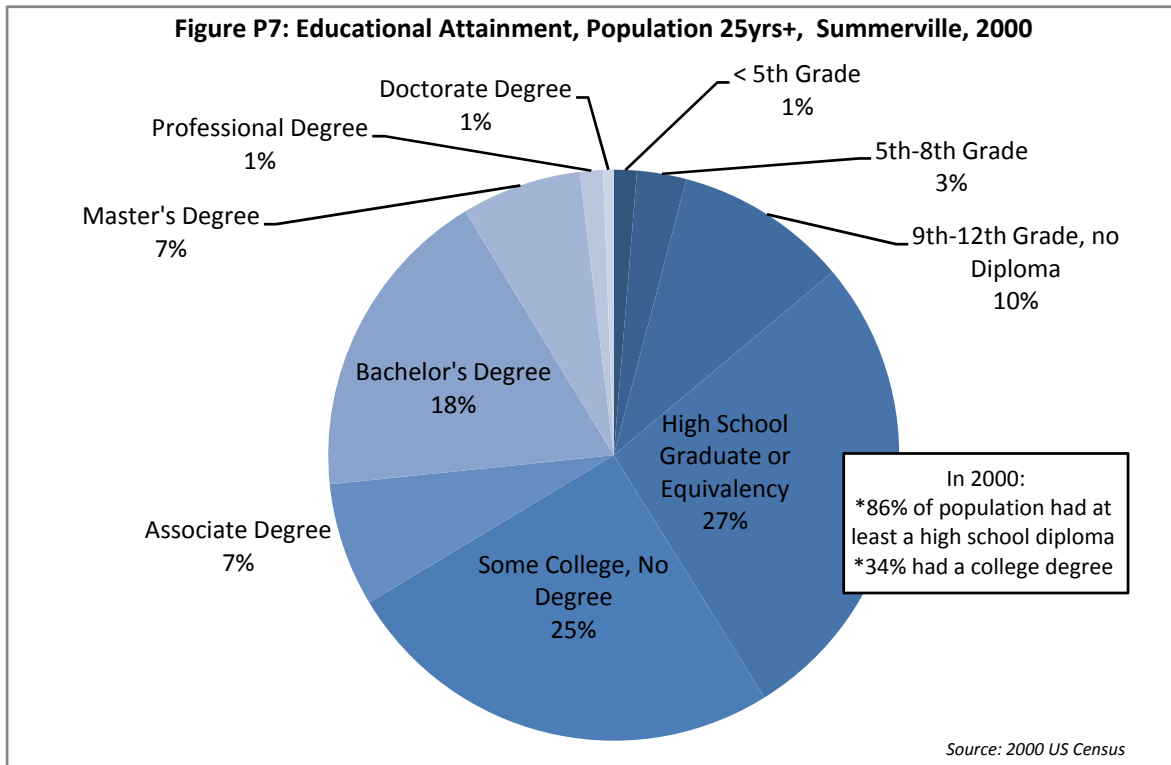
Household Characteristics

At the time of the 2000 census, Summerville was comprised primarily of family households. According to the Census, family households include married couples with or without children or single parents with children. Non-family households consist of single individuals living alone or with others. As there was an increase in population in Summerville between 1990 and 2000, there was a corresponding increase in the total number of households.

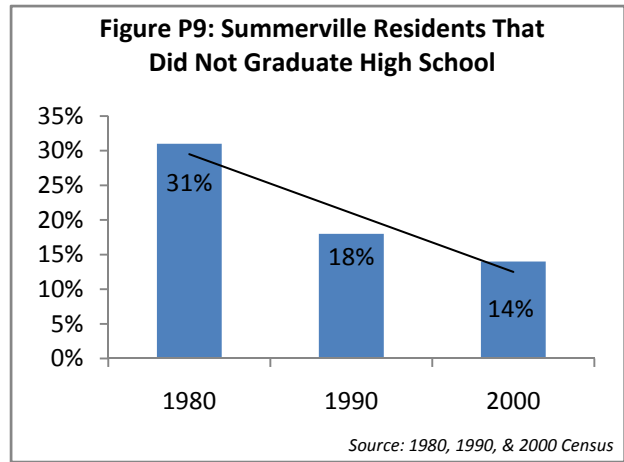
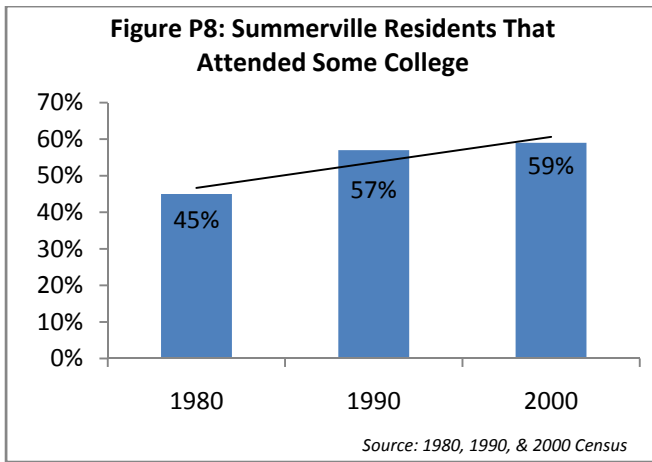


There was a decrease, however, in the average household size between 1990 and 2000, from 2.8 to 2.6 persons per household. This is a trend that follows suit on both regional and national levels, mostly due to cultural changes and trends.

Educational Attainment



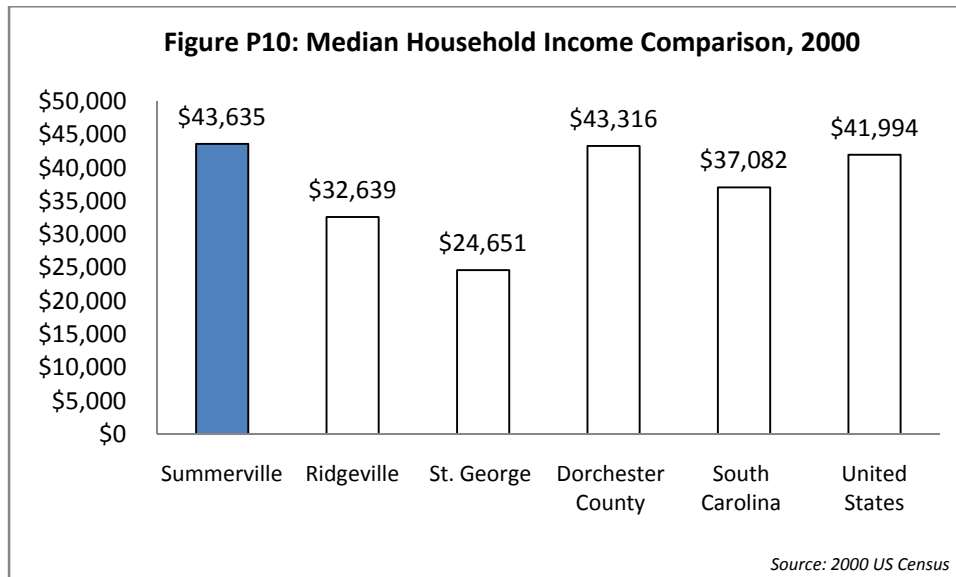
Educational attainment for residents of the Town of Summerville in 2000 is shown above in Figure P7.



Trends in the educational attainment of Summerville residents are displayed above in Figures P8 and P9. The percentage of Summerville residents not attaining a high school diploma has been on a steady decline since the 1980's, and the percentage of those going on to achieve a college education, on a steady incline. When compared to Dorchester County in 2000, Summerville had a higher percentage of residents going on to college and a lower percentage of residents not graduating high school.

Income Trends & Characteristics

According to the US Census, household income is the sum of money income received within one calendar year by all household members 15 years and over. Household members include all related and/or unrelated members living in one household. Income may include earned wage or salary income, and supplemental income of any kind (such as social security, disability, or public assistance income). Median Household Income then, is the number (income) at which 50% of households earn more than and 50% of households earn less than. In 2000, the median household income in Summerville was \$43,635, a 28% increase over the Town's 1990 median household income.

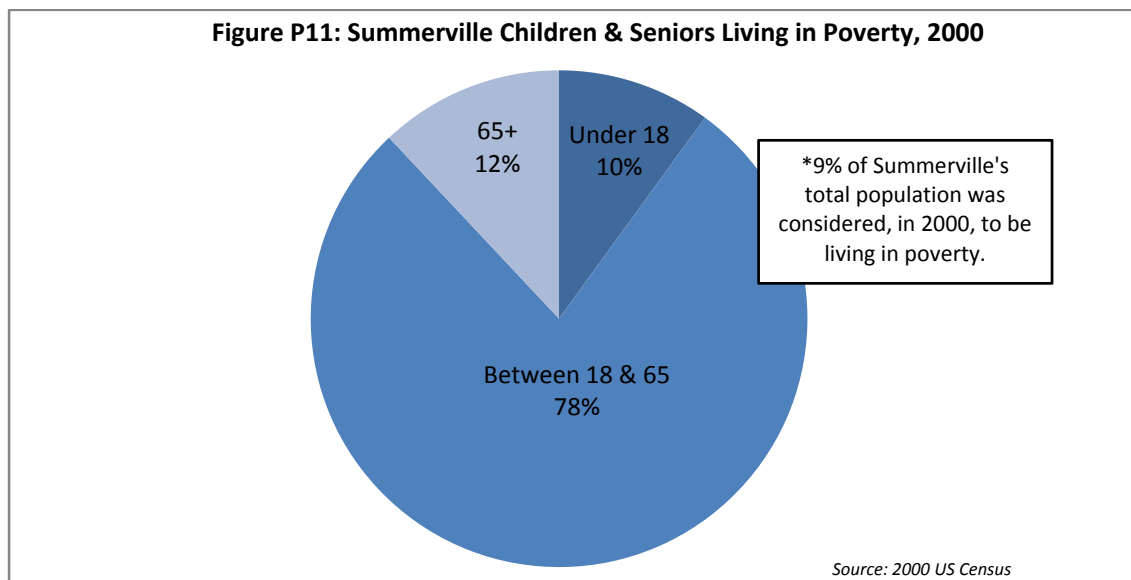


This median is high when compared to other municipalities in Dorchester County, and is also above the County, State and National medians. This relatively high median income suggests Summerville's status as the economic hub of Dorchester County.

The poverty line or threshold is determined yearly by the US Census Bureau. It varies by family size and composition and represents the minimum income that a family or individual can survive on comfortably. If the income gained by a given family or individual is below its prescribed threshold than that individual or family is considered by the Census Bureau to be living in a state of poverty.

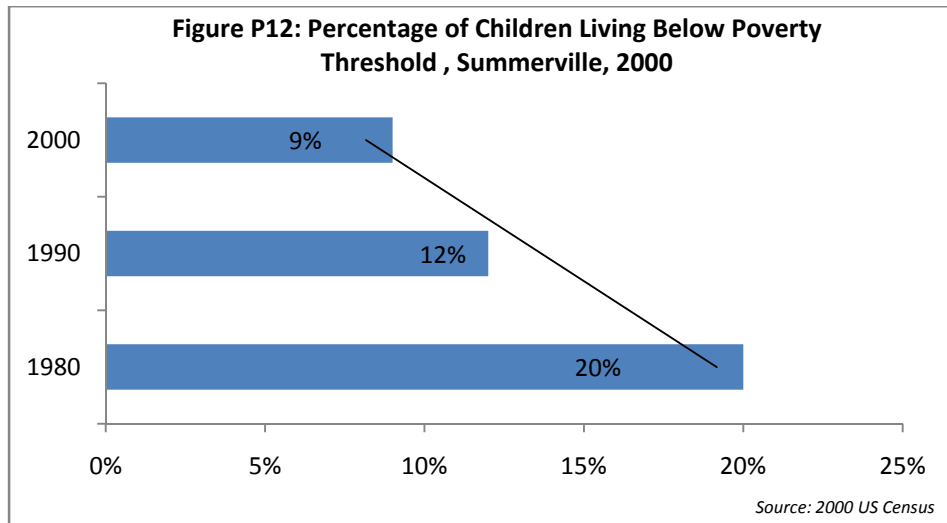
In 2000, the poverty threshold for a single person was \$8,350. That is, if a single person's income was less than \$8,350, he/she was considered to be living in poverty. For families or households consisting of more than an individual, \$2,900 is added for each additional person. For example, the poverty threshold for a family of 2 in 2000 was \$11,250 (\$8,350+\$2,900), and for a family of 3, \$14,150 (\$8,350+\$2,900+\$2,900).

In 2000, 9% of Summerville residents, compared to 10% of county residents, were considered to be living below the poverty threshold.

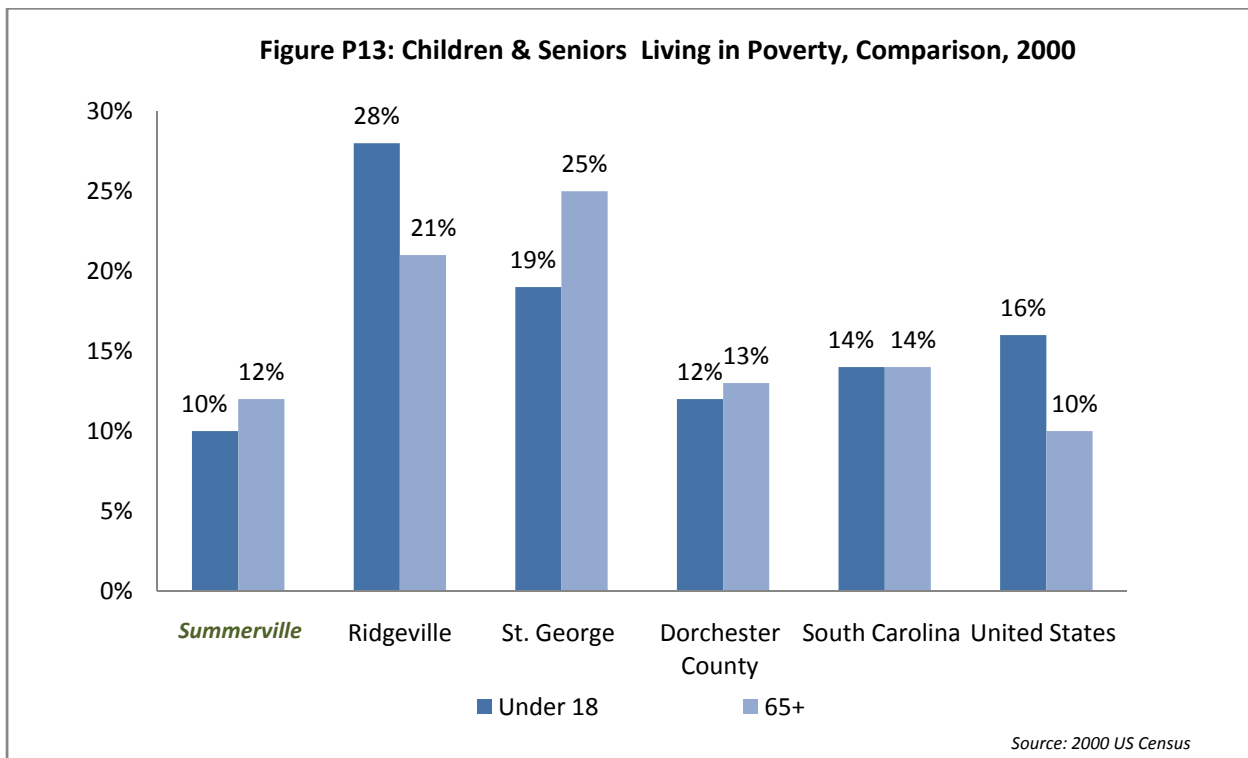


When evaluating a given community's trends in poverty, vulnerable populations such as children and senior citizens must be taken into account first and foremost. Children living below the poverty line may be at risk for health and developmental complications due to the cost of good nutrition, healthcare, and other essential items. Senior Citizens living below the poverty line are similarly at a higher risk of health complications due to the cost associated with quality health care and medications.

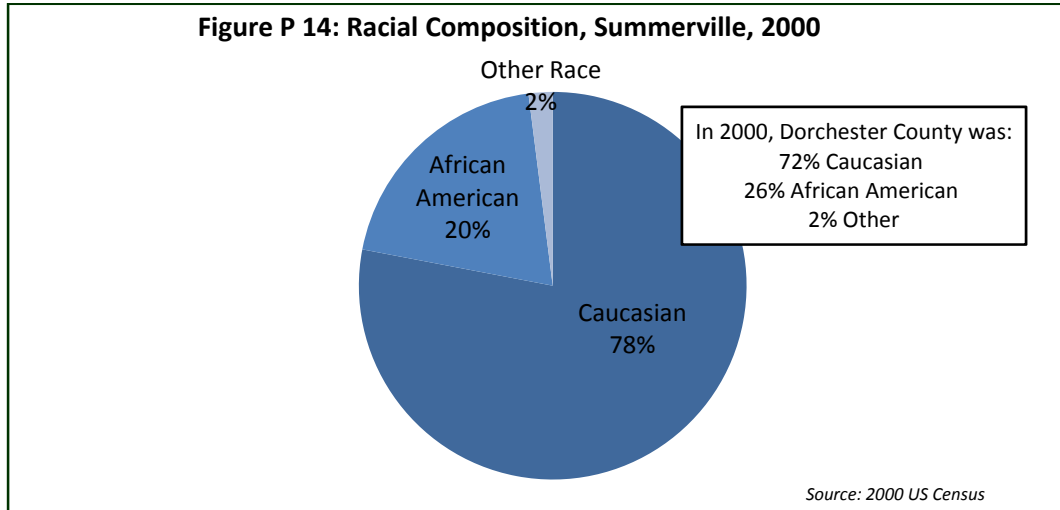
Of the 2,566 Summerville residents living below the poverty line in 2000, 10% were children and 12% were senior citizens. Displayed in Figure P12, the percentage of Summerville children living below the poverty threshold has been steadily declining since the 1980's.



As Summerville has a comparatively high median income, the Town also has significantly lower percentages of Senior Citizens and Children living in poverty, especially when compared to other municipalities located in Dorchester County. This combined data suggests a high quality of life for the residents of Summerville.

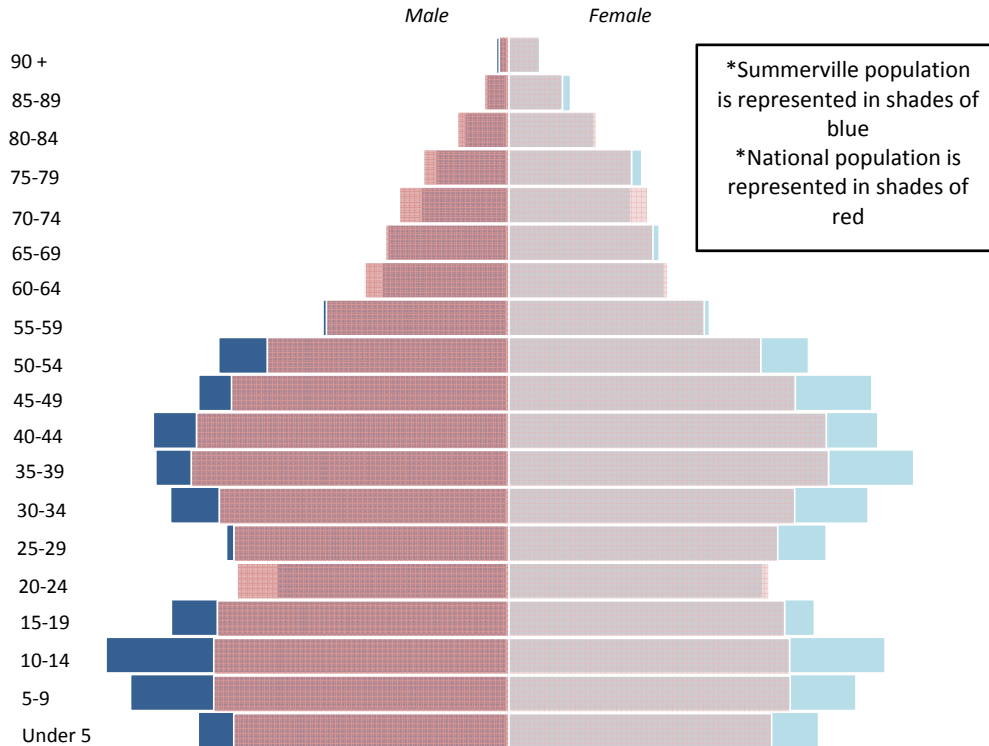


Demographic Characteristics



The racial composition of Summerville is displayed above. Other races represented in the Town include Asian, Native Hawaiian and other Pacific Islander, American Indian and Alaskan Native. In 2000, 1% of the Summerville population was categorized by the US Census as “other race” (excluding the previously mentioned), a category which also includes those from mixed racial backgrounds.

Figure P: 15 Age & Sex, Summerville, United States Comparison, 2000



Source: 2000 US Census

Figure P15 compares age distribution among Summerville residents with that of the nation as a whole. When compared to the nation, Summerville has significantly larger percentages of its population under the age of fifty, particularly between 6 and 19 and 30 and 50. The high concentration of individuals under 19 years of age in Summerville accounts for the communities ever expanding school district, which currently includes 11 elementary schools, 6 middle schools, 3 high schools, 1 alternative program, and 1 adult/community education program. According to recent state statistics, this district is the fastest growing in the State, expanding by approximately 900 students per year. The implication when considering the high percentages of school-aged children and child-rearing aged adults combined with the high percentage of family households in the Summerville area is that the school system attracts residents, particularly families, to Summerville and enhances the quality of life of all its residents.