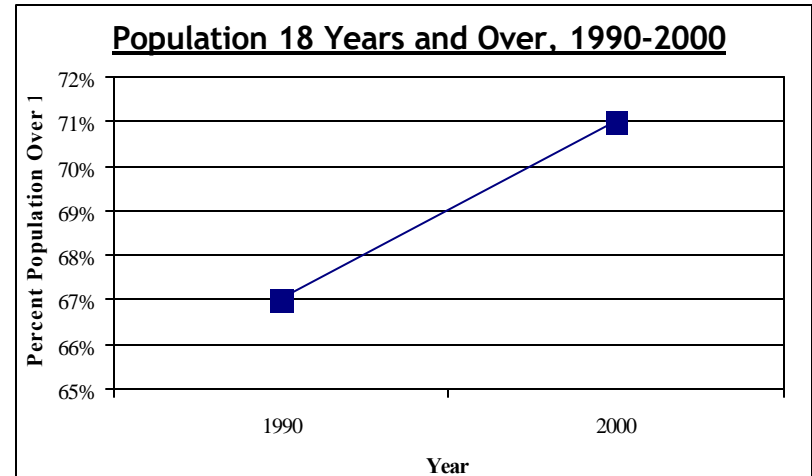
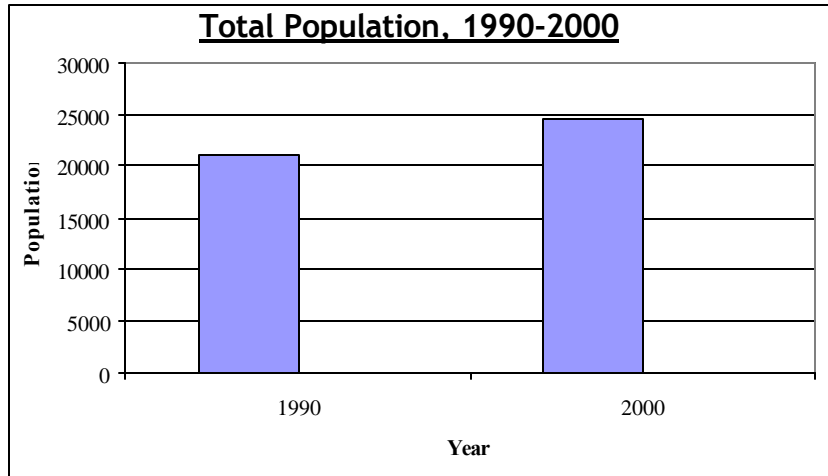
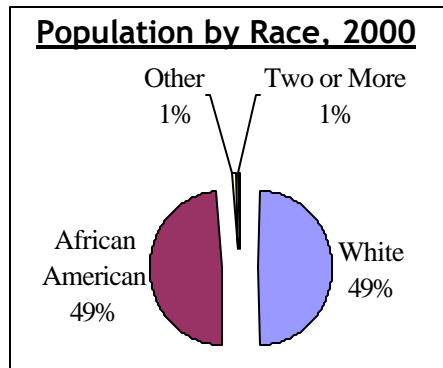


Santee East



Almost 25,000 people lived in the Santee East Planning Area in 2000, a 17 percent increase over the 1990 population. The greatest amount of growth occurred in Census Tract 204.02, where the City of Charleston has annexed into Berkeley County and the Daniel Island development has been increasing in size.



In 1990, 67 percent of the population was 18 years or older, while in 2000, 71 percent of the population was older than 18 years. This indicates a 24 percent increase in the number of persons over the age of 18 between 1990 and 2000.

The racial composition changed slightly between 1990 and 2000. The African American population increased by a little under 3 percent, while the White population increased by almost 33 percent. The "Other" population increased by 386 percent, rising from 36 persons in 1990 to 175 persons in 2000.

Census 2000 Statistics by Tract

Census Tract	Total Population	White Population	African American Population	Other Race	Two or More Races	Population Aged 18 and Over
202	7,665	2,163	5,410	55	37	5,384
203	8,481	6,119	2,234	64	64	6,188
204.01	3,820	2,219	1,554	26	21	2,800
204.02	4,630	1,817	2,767	30	16	3,180
Totals	24,596	12,318	11,965	175	138	17,552